

For Global Market



STAR™ II 335W~360W

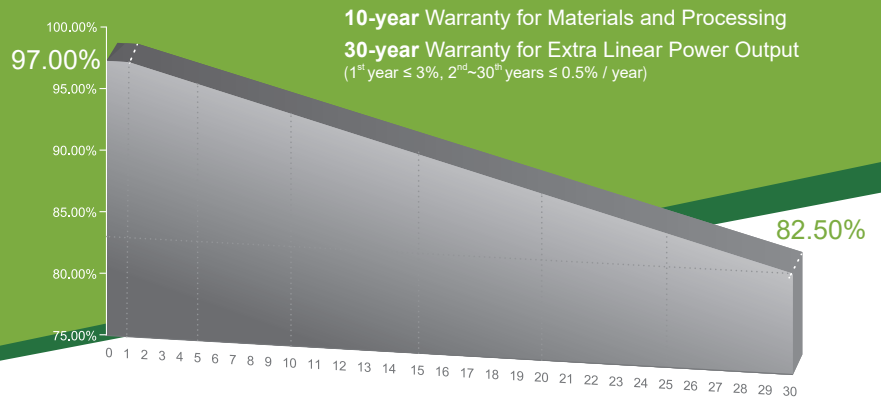
5BB-Monocrystalline PV Module

CHSM6612M(DG) Series (Frameless)

CHSM6612M(DGT) Series (Frameless)

CHSM6612M (DG) is double glass module with white encapsulant material

CHSM6612M (DGT) is double glass module with transparent encapsulant material










COMPREHENSIVE CERTIFICATES



First solar company which passed the TUV Nord IEC/TS 62941 certification audit.

KEY FEATURES

- 
ENHANCED FIRE PERFORMANCE
 Fire Class A certified according to IEC standard.
- 
EXCELLENT WEATHER RESISTANCE
 Reduces the cell micro-crack and extended product warranty.
- 
PID FREE
 Excellent PID resistance, 1000 hours (@85°C /85%) ability for frameless design.
- 
OPTIONAL BACK RAIL QUICK INSTALLATION
 Effectively improves the installation efficiency comparing with the conventional clamping installation.
- 
APPLICABLE FOR MULTI DIFFERENT ENVIRONMENTS
 Alternative transparent or white encapsulant.
- 
SNAIL TRAIL RESISTANCE
 Reduces the probability of snail trails with zero water vapor transmittance.
- 
STRONGER STRUCTURE
 Better cell micro-crack resistance.

ELECTRICAL SPECIFICATIONS

STC rated output (P_{mpp})*	335 Wp	340 Wp	345 Wp	350 Wp	355 Wp	360 Wp
Rated voltage (V_{mpp}) at STC	38.01 V	38.28 V	38.51 V	38.80 V	39.04 V	39.05 V
Rated current (I_{mpp}) at STC	8.82 A	8.88 A	8.96 A	9.02 A	9.09 A	9.22 A
Open circuit voltage (V_{oc}) at STC	46.29 V	46.65 V	46.96 V	47.27 V	47.52 V	47.52 V
Short circuit current (I_{sc}) at STC	9.32 A	9.36 A	9.43 A	9.47 A	9.54 A	9.68 A
Module efficiency	17.2%	17.4%	17.7%	17.9%	18.2%	18.4%
Rated output (P_{mpp}) at NOCT	246.7 Wp	250.4 Wp	254.1 Wp	257.8 Wp	261.5 Wp	265.1 Wp
Rated voltage (V_{mpp}) at NOCT	35.07 V	35.36 V	35.56 V	35.83 V	36.06 V	36.06 V
Rated current (I_{mpp}) at NOCT	7.03 A	7.08 A	7.15 A	7.19 A	7.25 A	7.35 A
Open circuit voltage (V_{oc}) at NOCT	42.92 V	43.25 V	43.54 V	43.83 V	44.06 V	44.06 V
Short circuit current (I_{sc}) at NOCT	7.49 A	7.52 A	7.58 A	7.61 A	7.67 A	7.78 A
Temperature coefficient (P_{mpp})	- 0.408%/°C					
Temperature coefficient (I_{sc})	+0.044%/°C					
Temperature coefficient (V_{oc})	- 0.301%/°C					
Normal operating cell temperature (NOCT)	46±2°C					
Maximum system voltage (IEC/UL)	1500V _{DC} / 1000V _{DC}					
Number of diodes	3					
Junction box IP rating	IP 67					
Maximum series fuse rating	15 A					

* Measurement tolerance +/- 3%

STC: Irradiance 1000W/m², Cell Temperature 25°C, AM=1.5

NOCT: Irradiance 800W/m², Ambient Temperature 20°C, AM=1.5, Wind Speed 1m/s

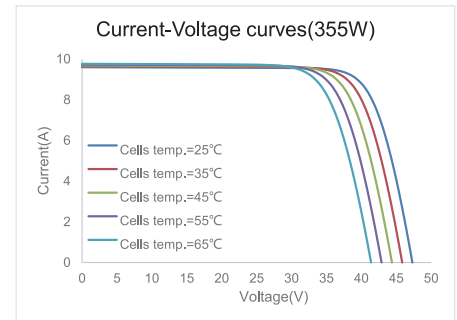
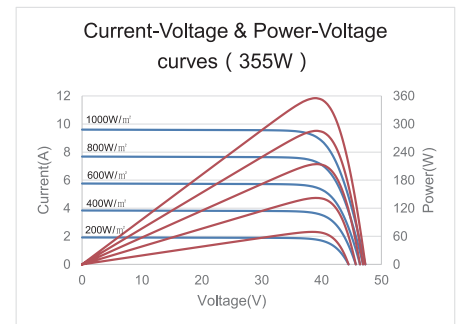
MECHANICAL SPECIFICATIONS

Outer dimensions (L x W x H)	1968 x 992 x 6 mm 77.48 x 39.06 x 0.24 in
Module composition	Glass / EVA or POE / Glass
Front glass thickness	2.5 mm / 0.098 in
① Cable length (IEC/UL)	250(+)/200(-) mm / 9.84 / 7.87 in
Cable diameter (IEC/UL)	4 mm ² / 12 AWG
② Maximum mechanical test load	7000 Pa
Fire performance (IEC/UL)	Class A (IEC) or Type 3 (UL)
Connector type (IEC/UL)	MC4 compatible

① Positive:250mm,negative:200mm

② Refer to Astronergy crystalline installation manual or contact technical department.
Maximum Mechanical Test Load=1.5*Maximum Mechanical Design Load.

CURVE



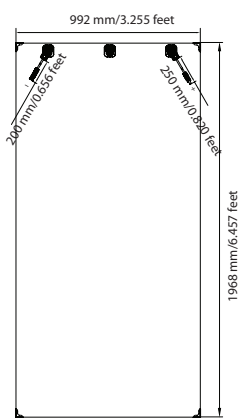
PACKING SPECIFICATIONS

① Weight (module only)	28 kg / 61.73 lbs (without back rail)
	28.8 kg / 63.49 lbs (with back rail)
② Packing unit	33 pcs / box
Weight of packing unit (for 40'HQ container)	993 kg / 2188 lbs (without back rail)
	1019 kg / 2247 lbs (with back rail)
Number of modules per 40'HQ container	726 pcs

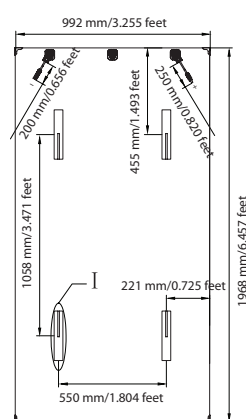
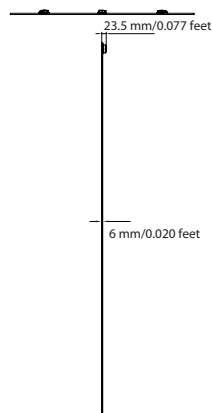
① Tolerance +/- 1.0kg

② Subject to sales contract

MODULE DIMENSION DETAILS



* Clamp Installation



* Back Rail Installation

